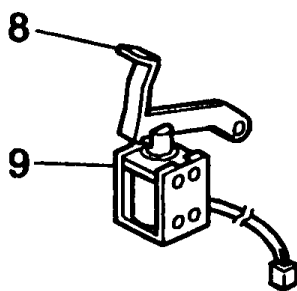


Model: Model K-P1 Duplex Unit		Date: 21-Jun-01	No.: MG552001
Modified Article: Paper Feed Tray		Prepared by: M. Kitajima	
From: Technical Services Dept., GTS Division			
Reason for Modification:	<input checked="" type="checkbox"/> Parts catalog correction	<input type="checkbox"/> Vendor change	<input type="checkbox"/> To meet standards ()
	<input type="checkbox"/> To facilitate assembly	<input type="checkbox"/> To improve reliability	
	<input type="checkbox"/> Part standardization	<input type="checkbox"/> Other	

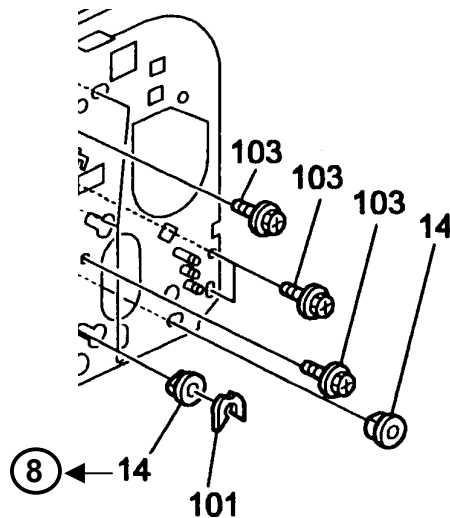
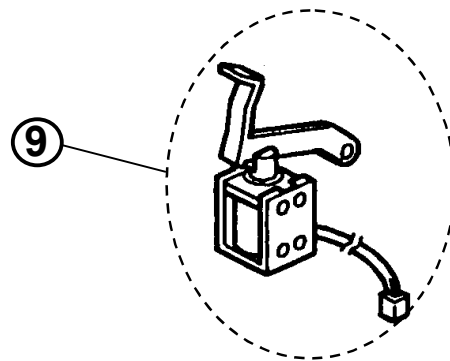
Call-out Correction

2. Duplex Unit 2 (G552)

Incorrect call-out



Correct call-out



Because of the above correction, please correct your parts catalog as follows:

Incorrect part number	Correct part number	Description	Q'ty	Page	Index	Note
GX100005	G5527153	Solenoid	1	5	9	

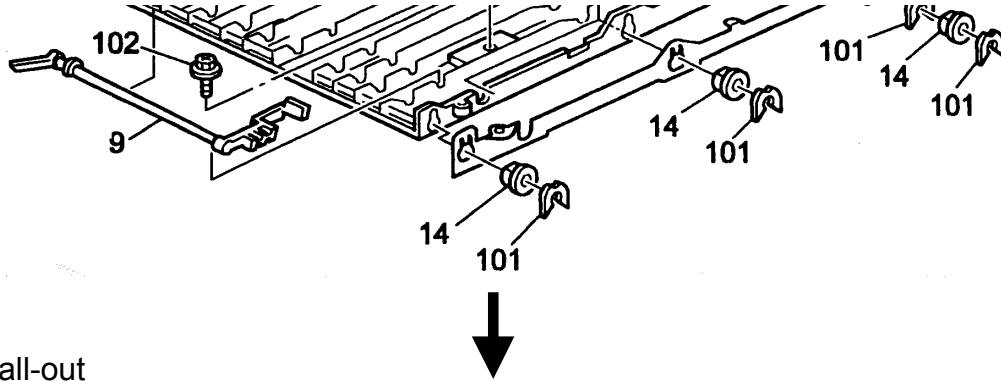
Incorrect part number	Correct part number	Incorrect description	Correct description	Q'ty	Page	Index
G5527152		Fork Gate Lever		1-1	5	8
	A2596754		Bushing – 6.6mm			

Model: Model K-P1 Duplex Unit	Date: 21-Jun-01	No.: MG552001
-------------------------------	-----------------	---------------

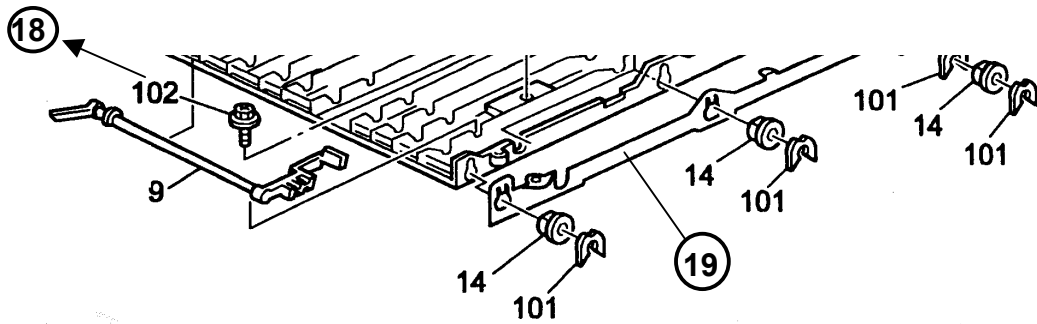
Call-out Correction

4. Duplex Unit 4 (G552)

Incorrect call-out



Correct call-out



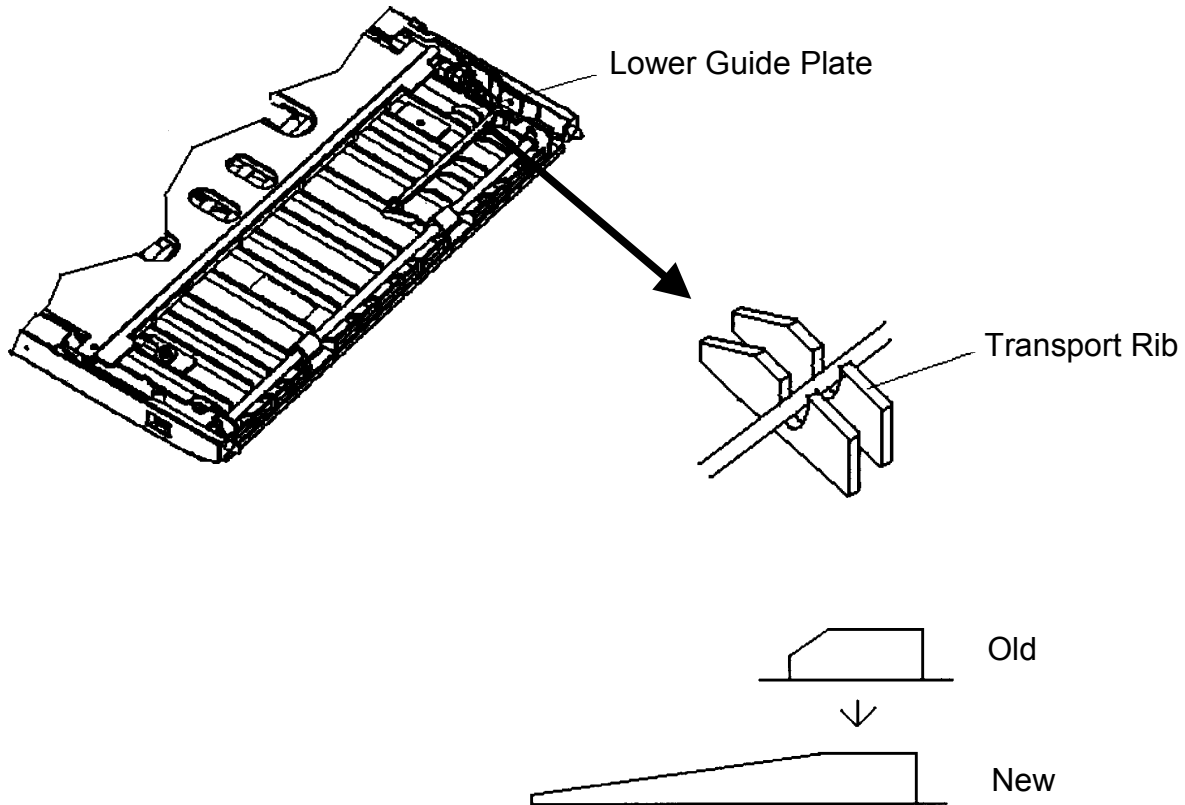
Because of the above correction, please add the following parts to your parts catalog:

Part number	Description	Q'ty	Page	Index	Note
AA143716	Stepped Screw	1	9	*18	*: New Index
G5527232	Grounding Plate	1	9	*19	*: New Index

Model: Model K-P1 Duplex Unit		Date: 27-Nov-01	No.: MG552002
Modified Article: Lower Guide Plate		Prepared by: M. Kitajima	
From: Technical Services Dept., GTS Division			
Reason for Modification:	<input type="checkbox"/> Parts catalog correction	<input type="checkbox"/> Vendor change	<input type="checkbox"/> To meet standards ()
	<input type="checkbox"/> To facilitate assembly	<input checked="" type="checkbox"/> To improve reliability	
	<input type="checkbox"/> Part standardization	<input type="checkbox"/> Other	

Old part number	New part number	Description	Q'ty	Int	Page	Index	Note
G5527222	G5527240	Lower Guide Plate	1	X/O	9	11	

To minimize dog-eared paper, the shape of the transport rib on the lower guide plate has been changed as follows:



RAI (China) Production

MODEL NAME	V/Hz	DESTINATION	CODE	SERIAL NUMBER
AD410	115/60	USA, Canada	G552-17	P4116800094
AD410	220,230,240/50	Europe, Asia, etc.	G552-27	P4116700001
AD410	220/50	China	G552-69	P4116700096

Model: Model K-P1/P2 Duplex Unit (AD410)		Date: 30-July-02	No.: MG552003
Modified Article: Main Control Board		Prepared by: A. Ishiyama	
From: Technical Services sec. Service Planning Dept.			
Reason for Modification:	<input type="checkbox"/> Parts catalog correction <input type="checkbox"/> To facilitate assembly <input checked="" type="checkbox"/> Part standardization	<input type="checkbox"/> Vendor change <input type="checkbox"/> To improve reliability <input type="checkbox"/> Other	<input type="checkbox"/> To meet standards ()
Modification Schedule:	From August '02 production		

The Main Control Board has been changed so that the Duplex Unit will be compatible with the next mainframe model, which will have a faster engine than the current product.

Old part number	New part number	Description	Q'ty	Int	Page	Index	Note
G5527931D	G5527965	Main Control Board	1	*	3	10	

- Interchangeability with current products (Model K-P1/P2): **O/O**
- Interchangeability with products following: **X/O**

Note:

As shown above, the Duplex Unit with the new board can be used on both the current and next mainframe models, whereas the Duplex Unit with the old board can only be used on the current mainframe model.

To distinguish the unit containing the old board versus those containing the new, a circular black mark will be affixed or printed on the box of the new unit.

Reissued: 28-Apr-04

Model: Model K-P1/P2 Duplex Unit (AD410)	Date: 30-Apr-03	No.: MG552004a
--	-----------------	----------------

MB Correction

The items in bold italics have been corrected or added.

Modified Article: Parts Catalog Correction		Prepared by: T.Shintani	
From: 1st Tech. Support Sec. Service Support Dept.			
Reason for Modification:	<input checked="" type="checkbox"/> Parts catalog correction	<input type="checkbox"/> Vendor change	<input type="checkbox"/> To meet standards ()
	<input type="checkbox"/> To facilitate assembly	<input type="checkbox"/> To improve reliability	
	<input type="checkbox"/> Part standardization	<input type="checkbox"/> Other	

The following changes have been made to the Parts Catalog for the above option in preparation for the K-P3 (G091) launch.

- ***The main control board has been divided into two separate service parts, one for the China model (no P/N change) and one for the NA/EU model (P/N change below), because the new NA/EU board contains an added protection fuse.***
- ***All other parts below have been changed due to parts standardization with the K-P3.***

Note: The Parts Catalog will be re-released in July 2003 together with the K-P3 Service Manual, containing all recent revisions made. ***The main control board modification has been applied from August 2003 production.***

Old part number	New part number	Description	Q'ty	Int	Page	Index	Note
<i>G5527965</i>	→ <i>G5527965</i>	<i>Main Control Board (CHN)</i>	<i>1→1</i>	-	3	10	
	→ <i>G5527971</i>	<i>Main Control Board (EU/NA)</i>	<i>0→1</i>		3	10	
G0044635	AA143716	Stepped Screw	1→1	-	7	26	
03130040B		Philips pan Head Screw – M3x4	2→0	-	7	110	
	G0044635	Stepped Screw – M3	0→2	-	7	28	
11050229	11050199	Clamp	1→1	-	7	102	
AA143716		Stepped Screw	1→0				
	04513006B	Tapping Screw – M3x6	0→1	-	9	102	

The modified boards can be used on the following models:

Part Number	G552-17	G552-27	G552-69
<i>G5527965</i>			✓
<i>G5527971</i>	✓	✓	